

***ICC - Arro Beds  
BA0780, BA1180, BA2180, BA3180***



***www.mpsource.com  
800-779-2660***








# TABLE of CONTENTS

<b>Description</b>	<b>Page Number</b>
Deck Replacement Guide - Arro Beds .....	20
Electronics - Arro BA0780 .....	3
Electronics - Arro BA1180 .....	5
Electronics - Arro BA2180 .....	7
Electronics - Arro BA3180 .....	9
Side Rail Parts - BA0780 .....	15
Side Rail Parts - BA1180, BA2180, BA3180 .....	18
Steel & Frame Parts - Arro Beds .....	12







# Electronics - Arro BA0780

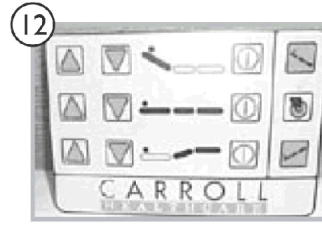
## Electronics



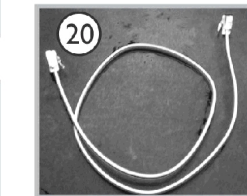





## Pendants



## Membrane Pads



## Additional Electronics









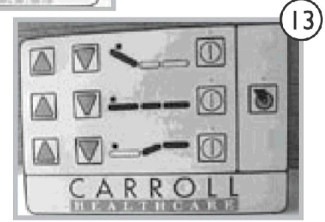











R2009\_082\_008A

## Electronics - Arro BA0780

Item Number	Note	Part Number	Description	Quantity Per	
				Package	Assembly
1		MTRM2503-NLA	NLA - Actuator, Head (Red) Linak # LA31-U012	1	1
2		MTRM2502	Actuator, Foot (Blue) Linak # LA31-U013	1	1
3	A	MTRM25471-NL A	NLA - Actuator, Hilo, Foot, Short Cord (White) Linak # LA31-U010	1	1
4		MTRM25472	Actuator, Hilo, Head, Long Cord (Yellow) Linak # LA31-U011	1	1
5	B	JNCTNDC1B	Control Box (111) Linak # CB09-u011	1	1
5	B	JNCTNDC1	Control Box, 151 Membrane, Linak # CB09-U003	1	1
5	B	JNCTNDC1A	Control Box, 171 Membrane Linak # CB09-U010	1	1
6	C	JNCTNDC18	Box, Relay (151) J300	1	1
6	C	JNCTNDC18A	Box, Relay (171) J301	1	1
7	E	1190228	Kit, Pendant, New Assist Rails, Linak # PNDNT-6FNC-1-2	1	1
8	E	1190233	Kit, Pendant, Full/Partial Rails, Linak # PNDNT-6FNC-1-2 (With DB9 Connector)	1	1
9	D,E	PNDNTKIT3-NL A	NLA - Kit, Pendant, Assist Rails (Old Square), Linak # PNDNT-6FNC-1-2 (With DB9 Connector) (May 01 - July 02)	1	1
10		PNDNTYCABLE	Cable, Y, Pendant	1	1
11		1190225	Cable, Conversion	1	1
12		JNCTNDC20A	Pad, Membrane (171)	1	1
13		JNCTNDC20	Pad, Membrane (151)	1	1
14		JNCTNBOXKIT3 -NLA	NLA - Box, Lockout (111)	1	1
15		1152564	Battery, On Board Backup w/ Hardware	1	1
16		JNCTNDC6-NLA	NLA - Switch, Limit	1	1
17		JNCTNDCCORD OL	Cable, Power	1	1
18		JNCTNDC12-NL A	NLA - Coupler, Telephone	1	1
19		JNCTNDCFUSE K1	Kit, Fuse (1.6 Amps)	1	1
20		JNCTNDC37	Cord, Phone	1	1

NOTE: A - Do not use as replacement, Use MTRM25472.  
 B - Control Box type determined by the item number on the box. In the item number CB09-Uxxx-(xx), the last two digits are a revision level and have nothing to do with part identification.  
 C - Both the 171 and 151 Relay Boxes are almost identical. If you are unsure of your ARRO model, verify your serial number with Customer Service.  
 D - Used from May of 2001 until July of 2002.  
 E - Use a DB9 Connector.

# Electronics - Arro BA1180



R2009\_082\_003A

## Electronics - Arro BA1180

Item Number	Note	Part Number	Description	Quantity Per	
				Package	Assembly
1		MTRM25031	Actuator, Head (Red) Linak # LA31-U086	1	1
2		MTRM25021	Actuator, Foot (Blue) Linak # LA31-U087	1	1
3	A	MTRM25471-NL A	NLA - Actuator, Hilo, Foot, Short Cord (White) Linak # LA31-U010	1	1
4		MTRM25472	Actuator, Hilo, Head, Long Cord (Yellow) Linak # LA31-U011	1	1
5	B	JNCTNDC1B	Control Box (111) Linak # CB09-u011	1	1
5	B	JNCTNDC1	Control Box, 151 Membrane, Linak # CB09-U003	1	1
5	B	JNCTNDC1A	Control Box, 171 Membrane Linak # CB09-U010	1	1
6	C	JNCTNDC18	Box, Relay (151) J300	1	1
6	C	JNCTNDC18A	Box, Relay (171) J301	1	1
7	E	1190228	Kit, Pendant, New Assist Rails, Linak # PNDNT-6FNC-1-2	1	1
8	E	1190233	Kit, Pendant, Full/Partial Rails, Linak # PNDNT-6FNC-1-2 (With DB9 Connector)	1	1
9	D,E	PNDNTKIT3-NL A	NLA - Kit, Pendant, Assist Rails (Old Square), Linak # PNDNT-6FNC-1-2 (With DB9 Connector) (May 01 - July 02)	1	1
10		PNDNTYCABLE	Cable, Y, Pendant	1	1
11		1190225	Cable, Conversion	1	1
12		JNCTNDC20A	Pad, Membrane (171)	1	1
13		JNCTNDC20	Pad, Membrane (151)	1	1
14		JNCTNBOXKIT3 -NLA	NLA - Box, Lockout (111)	1	1
15		1152564	Battery, On Board Backup w/ Hardware	1	1
16		JNCTNDC6-NLA	NLA - Switch, Limit	1	1
17		JNCTNDCCORD OL	Cable, Power	1	1
18		JNCTNDC12-NL A	NLA - Coupler, Telephone	1	1
19		JNCTNDCFUSE KIT	Kit, Fuse (1.6 Amps)	1	1
20		JNCTNDC37	Cord, Phone	1	1

NOTE: A - Do not use as replacement, Use MTRM25472.  
 B - Control Box type determined by the item number on the box. In the item number CB09-Uxxx-(xx), the last two digits are a revision level and have nothing to do with part identification.  
 C - Both the 171 and 151 Relay Boxes are almost identical. If you are unsure of your ARRO model, verify your serial number with Customer Service.  
 D - Used from May of 2001 until July of 2002.  
 E - Use a DB9 Connector.

# Electronics - Arro BA2180



R2009\_082\_002A


## Electronics - Arro BA2180

Item Number	Note	Part Number	Description	Quantity Per	
				Package	Assembly
1		MTRM25031	Actuator, Head (Red) Linak # LA31-U086	1	1
2		MTRM25021	Actuator, Foot (Blue) Linak # LA31-U087	1	1
3	B	MTRM25471-NL A	NLA - Actuator, Hilo, Foot, Short Cord (White) Linak # LA31-U010	1	1
4		MTRM25472	Actuator, Hilo, Head, Long Cord (Yellow) Linak # LA31-U011	1	1
5	B,D	JNCTNDC1B	Control Box (111) Linak # CB09-u011	1	1
5	C,D	JNCTNDC1D	Box, Control (111) Linak # CB09-U044-XX	1	1
5	D	JNCTNDC1C-NL A	NLA - Box, Control (151/171) Linak # CB09-U037	1	1
6		JNCTNDC35	Box, DJB (151/171) Linak # DJBX-001-XX	1	1
7		1190227	Pendant, Six Function (w/ Loop Adhesive Back Strip and DB9 Connector) Linak # PNDNT-6FNC-1-2	1	1
8		1190232	Pendant, Six Function (w/ Strap and DB9 Connector) Linak # PNDNT-6FNC-1-2	1	1
9		PNDNTYCABLE	Cable, Y, Pendant	1	1
10		1190225	Cable, Conversion	1	1
11		PNDNT6FNCIV3	Pendant, Six Function w/ RJ48 Connector) Linak # PNDNT-6FNC-1-2	1	1
12	E	JNCTNDC34-NL A	NLA - Cable, T, Pendant, Fine Thread Nut (151/171)	1	1
12	B	JNCTNDC47A-N LA	NLA - Cable, T, Pendant, Coarse Thread Nut (151/171)	--	--
13		JNCTNDC202	Pad, Membrane (151)	1	1
14		JNCTNDC20A2	Pad, Membrane w/ CPR (171)	1	1
15	F	JNCTNDC20D-N LA	NLA - Pad, Membrane w/o CPR (171 w/o CPR)	1	1
16		JNCTNBOXKIT3 -NLA	NLA - Box, Lockout (111)	1	1
17		1152564	Battery, On Board Backup w/ Hardware	1	1
18		JNCTNDCFUUSE K2-NLA	NLA - Kit, Fuse, Arro, 2.5 Amps (151/171)	1	1
18		JNCTNDCFUUSE K1	Kit, Fuse (1.6 Amps)	1	1
19		JNCTNDC31-NL A	NLA - Cable, Battery	1	1
20		JNCTNDCCORD KI	Cable, Power	1	1
21		JNCTNDC32	Cord, Membrane (Footboard)	1	1
22		JNCTNDC33-NL A	NLA - Cable, Membrane (DJB)	1	1

NOTE: B - Used on Beds made Before 8/26/04. Use MTRM25472  
C - Used on Beds made After 8/25/04.  
D - Control Box type determined by the item number on the box. In the item number CB09-Uxxx-(xx), the last two digits are a revision level and have nothing to do with part identification.  
E - Order JNCTNDC47A (Coarse Thread) to match Pendant thread.  
F - Order JNCTNDC20A2 (Pad, Membrane)



# Electronics - Arro BA3180



R2009\_082\_001A

## Electronics - Arro BA3180


Item Number	Note	Part Number	Description	Quantity Per	
				Package	Assembly
1	A	MTRM25031	Actuator, Head (Red) Linak # LA31-U086	1	1
1	B	MTRM25032	Actuator, Head (Red) Linak # LA31-U336	1	1
2		MTRM25021	Actuator, Foot (Blue) Linak # LA31-U087	1	1
3		MTRM25473-NL A	NLA - Actuator, Hilo, Foot, Short Cord (White) Linak # LA31-U191	1	1
4		MTRM25474	Actuator, Hilo, Head, Long Cord (Yellow) Linak # LA31-U192	1	1
5	C	JNCTNDC1D	Box, Control (111) Linak # CB09-U044-XX	1	1
5	C	JNCTNDC1E-NL A	NLA - Box, Control (151/171) Linak # CB09-U045-XX	1	1
6		JNCTNDC35	Box, DJB (151/171) Linak # DJBX-001-XX	1	1
7	D	1190227	Pendant, Six Function (w/ Loop Adhesive Back Strip and DB9 Connector) Linak # PNDNT-6FNC-1-2	1	1
8	E	PNDNT6FNCIV3	Pendant, Six Function w/ RJ48 Connector) Linak # PNDNT-6FNC-1-2	1	1
9	F	PNDNTYCABLE	Cable, Y, Pendant	1	1
10		1190225	Cable, Conversion	1	1
11	G	JNCTNDC40	Cable, Y, Pendant	1	1
12	I	PNDNTEXTCABLE	Cable, Pendant	1	1
13	H	JNCTNDC34-NL A	NLA - Cable, T, Pendant, Fine Thread Nut (151/171)	1	1
13	E	JNCTNDC47A-N LA	NLA - Cable, T, Pendant, Coarse Thread Nut (151/171)	1	1
14		JNCTNDC202	Pad, Membrane (151)	1	1
15	I	JNCTNDC20D-N LA	NLA - Pad, Membrane w/o CPR (171 w/o CPR)	1	1
16		JNCTNDC20A2	Pad, Membrane w/ CPR (171)	1	1
17		JNCTNBOXKIT3 -NLA	NLA - Box, Lockout (111)	1	1
18		1152564	Battery, On Board Backup w/ Hardware	1	1
19		JNCTNDCFUSE K2-NLA	NLA - Kit, Fuse, Arro, 2.5 Amps (151/171)	1	1
19		JNCTNDCFUSE K1	Kit, Fuse (1.6 Amps)	1	1
20		JNCTNDC31-NL A	NLA - Cable, Battery	1	1
21		JNCTNDC32	Cord, Membrane (Footboard)	1	1
22		JNCTNDCCORD KI	Cable, Power	1	1
23		JNCTNDC33-NL A	NLA - Cable, Membrane (DJB)	1	1

## Electronics - Arro BA3180

NOTE: A - On Beds built prior to June 24, 2007.  
B - On Beds built after June 24, 2007.  
C - Control Box type determined by the item number on the box. In the item number CB09-Uxxx-(xx), the last two digits are a revision level and have nothing to do with part identification.  
D - Used on Pendants for Beds built prior to November 22, 2007. Also used DB9 Connector.  
E - Used on Beds built after November 22, 2007. Use RJ48 Connector.  
F - Used on Beds built prior to November 22, 2007.  
G - Beds built after November 22, 2007 require this part.  
H - Order JNCTNDC47A (Coarse Thread) to match Pendant Thread.  
I - Order JNCTNDC20AZ (w/CPR)



## Steel & Frame Parts - Arro Beds



## Steel & Frame Parts - Arro Beds

Item Number	Note	Part Number	Description	Quantity Per	
				Package	Assembly
1	K	GATHEADASSY 1-NLA	NLA - Head Gatch Assembly	1	1
1		1185149-NLA	NLA - Head Gatch Assembly (Black Insert w/ Steel Pin)	1	1
2		GATFOOTASSY 1-NLA	NLA - Foot Gatch (Black Insert with Steel Pin)	1	1
3	A	LEG0022PNT-N LA	NLA - Arro Bed Leg (BA3180)	1	1
3	B	LEG0022SE2AS M-NLA	NLA - Arro Bed Leg (BA2180-BA3180)	1	1
3		LEG0022SE1AS M-NLA	NLA - Arro Bed Leg (BA0780-BA1180)	1	1
4	A	BLT121BSHCSC -NLA	NLA - Foot Bolt	1	1
5	B	BLT121BSHCSB -NLA	NLA - Foot Bolt	1	1
6		LEG0023ASSY- NLA	NLA - Arro Bed Stabilizer Leg	1	1
7		GLDARROFOTL HA-NLA	NLA - Arro Caster Foot, Head End - Left Side	1	1
8		GLDARROFOTR HA-NLA	NLA - Arro Caster Foot, Head End - Right Side	1	1
9		GLDARROFOTL FA-NLA	NLA - Arro Caster Foot, Foot End - Left Side	1	1
10		GLDARROFOTR FA-NLA	NLA - Arro Caster Foot, Foot End - Right Side	1	1
11	C	BRGGUIDESER- NLA	NLA - Linear Guide Block	1	1
12	D	BRGGUIDEA-NL A	NLA - Linear Guide Block	1	1
13		1186525	Post, Head	1	1
14		1186524	Post, Foot	1	1
15		WHLRHOM4	Caster Wheel, Non-Locking (Head End)	2	1
16		WHLRHOM4TL	Caster Wheel, Locking (Foot End)	2	1
17		KIT78	Kit, Head & Foot Board Mounting Hardware Knob, Three Arm	1	2
18		PST0029HASY- NLA	NLA - Removable Head/Foot Post	1	1
19		KIT64-NLA	NLA - Removable Head Board Brackets	1	1
20		TRAPEZEASSY 4I	Trapeze Adapter	1	1
21		MATTKPRKIT	Kit, Mattress Keeper, Left and Right Corners Mattress Keeper, Left Corner Mattress Keeper, Right Corner	1 1 1	1 2 2
22		GLDBUMPER	Rubber Bed Foot & Wall Bumper (Optional, 2 per Wireform)	1	1
23	E	KIT19EARRO-N LA	NLA - Extension Kit - 4"	1	1

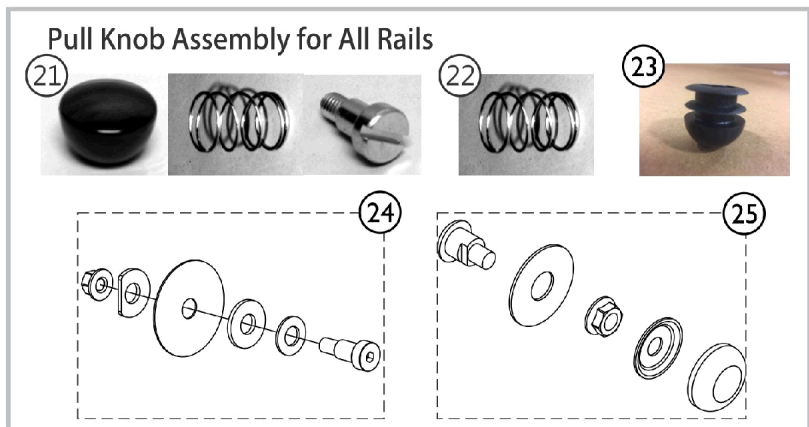

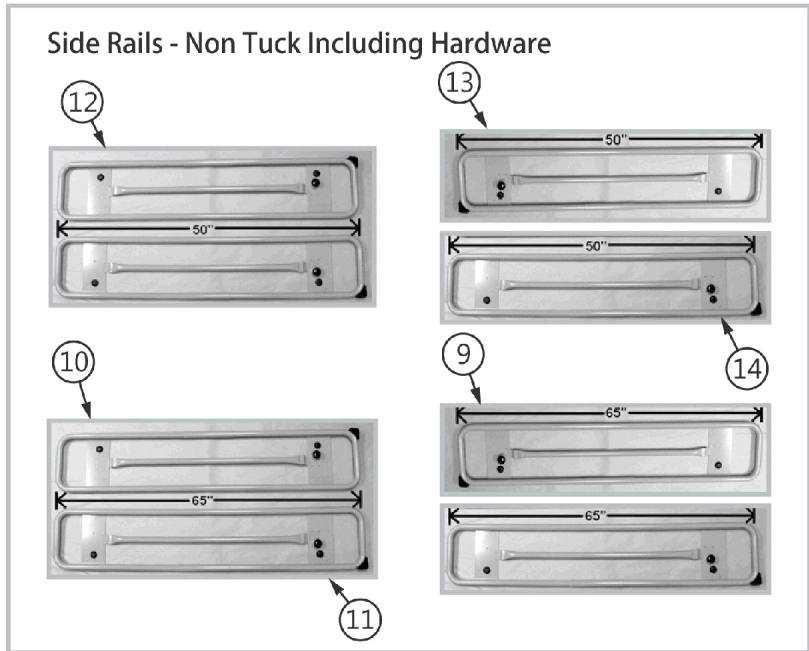

## Steel & Frame Parts - Arro Beds

Item Number	Note	Part Number	Description	Quantity Per	
				Package	Assembly
24	F,G,I	KIT19EARRO5-NLA	NLA - Extension Kit - 4"	1	1
25	H,J,I	KIT19EARRO-NLA	NLA - Extension Kit - 4"	1	1

NOTE: A - Used as of November 8, 2007.  
 B - Used prior to November 8, 2007.  
 C - For hole mount motors, matches HiLo motor with mounting bracket shown. Used only on small amount of original Arros 0780 Style.  
 D - For current style HiLo motors with the mounting bracket shown.  
 E - For Model BA0780-111 only, includes DECK00-05K-IT-1 also (not shown).  
 F - For Arro 151/171's built between 2/4/2003 and 4/11/2004. Includes a phone cord and phone coupler.  
 G - Bed code BA1180, order DECK00-05K-IT-1 for BA0780 models.  
 H - All Arro 111 (except 0780) and Linak System Arro 151/171's built after 4/12/2004.  
 I - Order through SFI Medical  
 J - Bed codes BA2180, BA3180.  
 K - Item #1 GATHEADASSY1 is No Longer Available. Order part number 1185149 as a replacement.



# Side Rail Parts - BA0780



## Side Rail Parts - BA0780

Item Number	Note	Part Number	Description	Quantity Per	
				Package	Assembly
1		RAILSASSTAEP R	Assist Rails (Pair), "U" Bracket Style	1	1
2		RAILSASSTAEL T-NLA	NLA - Assist Rail - Left Side	1	1
3		RAILSASSTAER T-NLA	NLA - Assist Rail - Right Side	1	1
4		KITASSISTRIL	Kit, Assist Rail Mounting Hardware	1	1
5		RLBRACKASSIS T-NLA	NLA - U Bracket, Three Position - Left Only	1	1
6		RRBRACKASSI ST-NLA	NLA - U Bracket, Three Position - Right Only	1	1
7		RLBRACKASTR UP-NLA	NLA - U Bracket, No Guard - Left Hand Only	1	1
8		RRBRACKASTR UP-NLA	NLA - U Bracket, No Guard - Right Hand Only	1	1
9		IHARRLFUL	NLA - Full Rails (Set)	1	1
10		RAILS0080FLNT -NLA	NLA - Full Rail - Left Hand	1	1
11		RAILS0080FRN T-NLA	NLA - Full Rail - Right Hand	1	1
12		IHARRLPAR	NLA - Partial Rails (Set)	1	1
13		RAILS0080PLNT -NLA	NLA - Partial Rail - Left Hand	1	1
14		RAILS0080PRN T-NLA	NLA - Partial Rail - Right Hand	1	1
15		LRA001RA-NLA	NLA - Long Rail Arm - Right	1	1
16		SRA001RA-NLA	NLA - Short Rail Arm - Right	1	1
17		SRA001LA-NLA	NLA - Short Rail Arm - Left	1	1
18		LRA001LA-NLA	NLA - Long Rail Arm - Left	1	1
19		RAILBRACKNT- NLA	NLA - Rail Bracket	1	1
20		COL34R-NLA	NLA - Locking Set Collar	1	1
21		1189259	Kit, Knob - Latch	1	1
			Knob, LATCH-0002 (3/8-16 x 1-3/8")	1	1
			Spring, Compression (3/4 x 1 x 3/64")	1	1
			Screw, Shoulder Slotted Head (1/2 x 1/2", 3/8-16)	1	1
22		1186856	Spring, Compression (3/4 x 1 x 3/64")	1	2
23		1165068	Package, End Plug	1	1
24		1189260	Kit, Assist Rail Mounting	1	1
			Bolt, Shoulder (3/8-16 x 3/4")	1	1
			Washer, Belleville (33/64 x 1-1/64 x 3/32")	1	1
			Washer, Flat Edge (17-32 x 1-1/4 x 1/8")	1	1
			Washer, Nylon (33/64 x 2-1/2 x 3/64")	1	1
			Locknut (3/8-16)	1	1
			Washer, Plain (17/32 x 1-1/4 x 1/8")	1	1
25		1189261	Kit, Rail Mounting Hardware	1	1
			Pin, Rail (5/16-18)	1	4

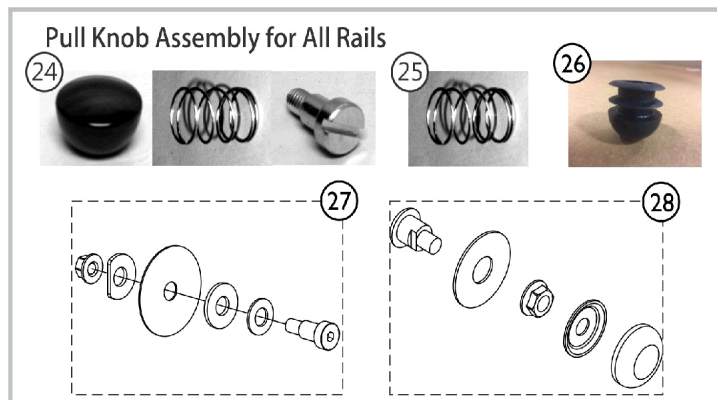
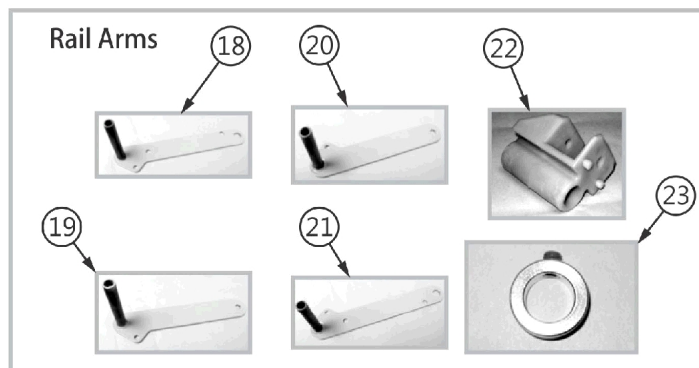
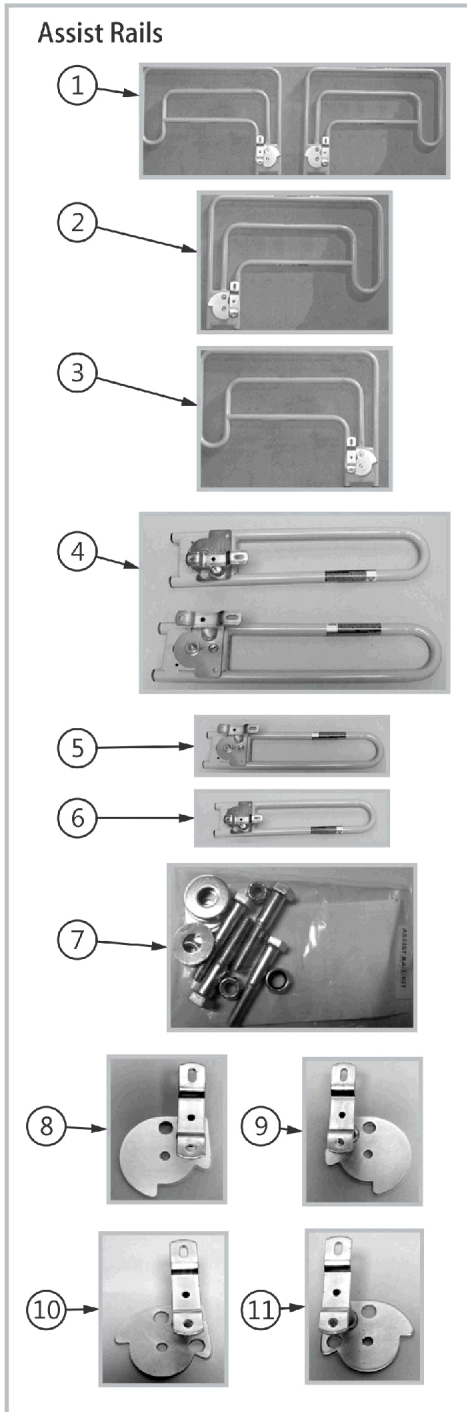


## Side Rail Parts - BA0780

Item Number	Note	Part Number	Description	Quantity Per	
				Package	Assembly
			Washer, Nylon (33/64 x 1-29/64 x 3/64")	1	4
			Washer, Retaining (11/32 x 1-3/32 x 3/64")	1	4
			NLA - Nut, Hex Head, Flange (5/16-18)	1	4
			Cap, Bearing	1	4



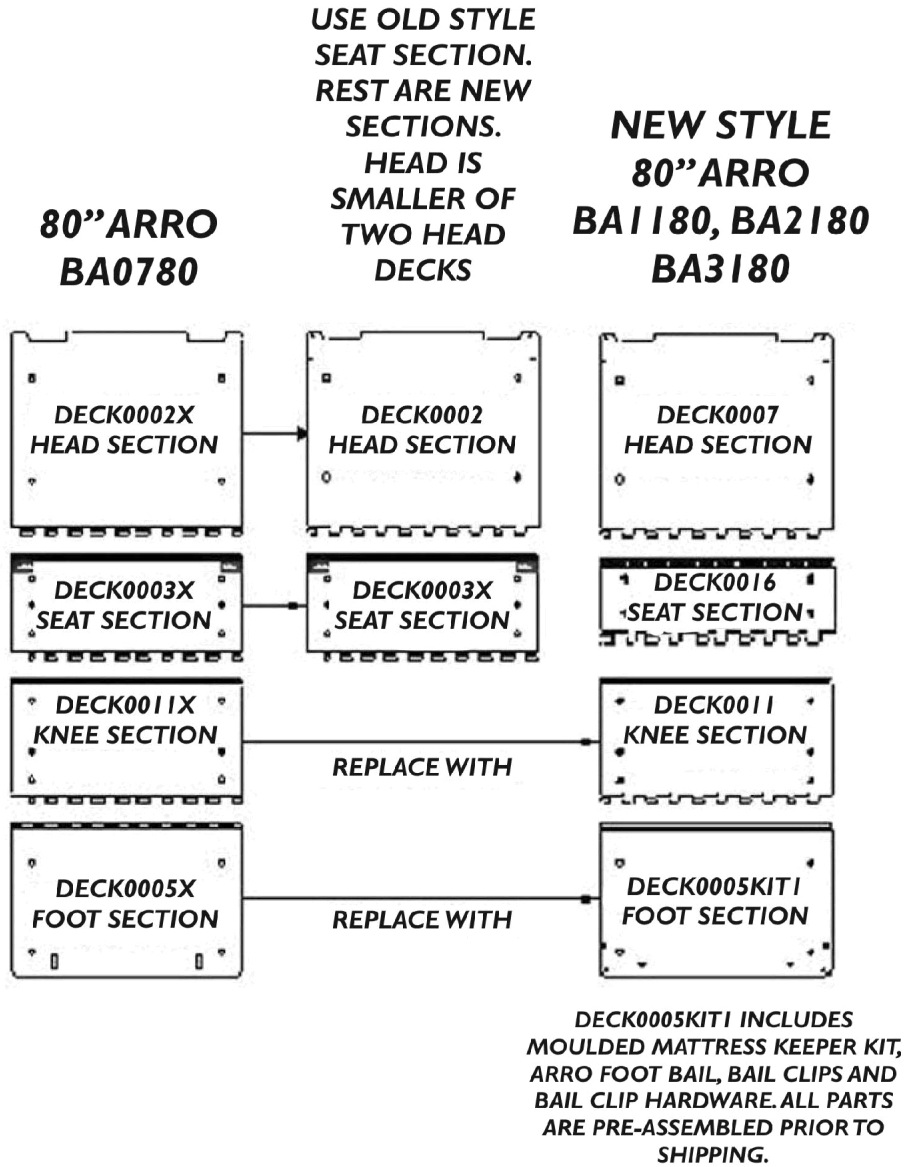
# Side Rail Parts - BA1180, BA2180, BA3180



## Side Rail Parts - BA1180, BA2180, BA3180

Item Number	Note	Part Number	Description	Quantity Per	
				Package	Assembly
1		IHECRLAS	Assist Rails (Pair)	1	1
2		RAILSAELT-NLA	NLA - Assist Rail Assembly - Left Side	1	1
3		RAILSAERT-NL A	NLA - Assist Rail Assembly - Right Side	1	1
4		RAILSBARPRU- NLA	NLA - Assist Bars (Pair), "U" Bracket	1	1
4		IHECBAAS	Set of Assist Bars	1	1
5		RAILABLT-NLA	NLA - Assist Bar - Left Side	1	1
6		RAILABRT-NLA	NLA - Assist Bar - Right Side	1	1
7		KITASSISTR1	Kit, Assist Rail Mounting Hardware	1	1
8		RLBRACKAEP- NLA	NLA - Bracket, Mounting, Assist Rail - Left Side	1	1
9		RRBRACKAEP- NLA	NLA - Bracket, Mounting, Assist Rail - Right Side	1	1
10		RLBRACKASTR P-NLA	NLA - Punched Bracket, No Guard - Left Hand	1	1
11		RRBRACKASTR P-NLA	NLA - Punched Bracket, No Guard - Right Hand	1	1
12		IHARRLFUL	NLA - Full Rails (Set)	1	1
13		RAILS0080FLNT -NLA	NLA - Full Rail - Left Hand	1	1
14		RAILS0080FRN T-NLA	NLA - Full Rail - Right Hand	1	1
15		IHARRLPAR	NLA - Partial Rails (Set)	1	1
16		RAILS0080PLNT -NLA	NLA - Partial Rail - Left Hand	1	1
17		RAILS0080PRN T-NLA	NLA - Partial Rail - Right Hand	1	1
18		LRA001RA-NLA	NLA - Long Rail Arm - Right	1	1
19		SRA001RA-NLA	NLA - Short Rail Arm - Right	1	1
20		SRA001LA-NLA	NLA - Short Rail Arm - Left	1	1
21		LRA001LA-NLA	NLA - Long Rail Arm - Left	1	1
22		RAILBRACKNT- NLA	NLA - Rail Bracket	1	1
23		COL34R-NLA	NLA - Locking Set Collar	1	1
24		BLT1212SLOTS H	Bolt, Shoulder (1/2 x 1/2", 3/8-16)	1	1
25		LATCH0002	Knob, Black Ball	1	1
26		WSR3834116N	NLA - Washer, Nylon (3/8 x 3/4 x 1/16")	1	1
27		SPRASSIST-NL A	NLA - Spring, Compression	1	1

# Deck Replacement Guide - Arro Beds



## Replacement Part Numbers

SECTION	BA0780	BA1180	BA2180	BA3180
HEAD	DECK0002 - NLA	DECK0007	DECK0007	DECK0007
SEAT	DECK0003X	DECK0016	DECK0016	DECK0016
KNEE	DECK0011	DECK0011	DECK0011	DECK0011
FOOT	DECK0005KIT1	DECK0005KIT1	DECK0005KIT1	DECK0005KIT1

# **MPS**

**MEDICAL PARTS SOURCE**